




MicroPro® PRESSURE TREATED TIMBER



kopperspc.co.nz

MicroPro® REVOLUTIONARY TECHNOLOGY

MicroPro® technology is a revolutionary way to pressure treat timber for most end uses including landscaping, decks, fences and general construction.

MicroPro® technology is a revolutionary way to pressure treat timber for most outdoor uses including landscaping, decks, fences and general construction. MicroPro uses micronized preservatives to penetrate the timber which leads to a number of important consumer benefits including better corrosion performance, lighter colour and compatibility with aluminium building components. MicroPro can also include a micronized colour pigment system to produce a warm red-brown colour similar to local and imported hardwoods and is marketed as MicroPro® Sienna®.

MicroPro pressure treated timber products are protected from termites and borers and fungal decay and are backed by a Limited Guarantee*.

*See limited guarantee document for more details.



MicroPro TREATED TIMBER APPEARANCE

MicroPro's micronised technology results in timber that is lighter in colour compared with conventional copper-based treated timber products and has a more natural wood appearance. Because of MicroPro's lighter treated wood colour, it has improved staining and painting qualities.

You can choose to have your treated timber pre-coloured in an attractive hardwood look using MicroShades which uses micronised colour pigments that are pressure treated along with the preservatives so that the colour is not just "skin deep".

MicroShades' attractive colour gives homeowners and designers an exciting new option for their outdoor project and the long-lasting colour takes the hard work out of maintaining its attractive appearance**.

** Over the years, the colour of MicroShades will eventually fade to a driftwood grey. The length of time will vary according to sunlight exposure and the application.

CUT END

When cutting or drilling MicroPro treated wood, it is recommended that a suitable brush-on preservative product is used on the freshly exposed surface, such as Protim Reseal.

END USES

MicroPro technology is a non-arsenic based preservative treatment process and may be used in most use categories as defined in building codes and Australian standards for treated timber in Australia.

These uses include:

- Decking, joists and handrails
- Landscaping timbers including sleepers and round and sawn posts and fences
- Building poles and house piles

MicroPro TREATED TIMBER ADVANTAGES

- Effective protection against fungal decay, termite and borer attack
- Lighter more natural appearance
- Improved staining and painting qualities
- Better corrosion resistance for code - approved fasteners and hardware
- May be used for most end uses as defined by Australian Standards
- Approved for aluminium contact
- MicroPro Sienna - Compatible micronized pigment system.

ENVIRONMENTALLY PREFERABLE PRODUCT PROGRAM

MicroPro was the first and is the only treated timber process to be certified under Scientific Certification System's EPP based on Life-Cycle Assessment.

Reduced Energy Use

The MicroPro treated wood process, when compared to Amine Copper wood preservatives, reduces carbon emission impacts by at least 79% and energy use impacts by at least 87% across its extraction of raw materials, manufacturing and transportation of the product for use.

Greatly Reduces Copper Releases

Timber products treated with the MicroPro system result in the release of at least 95% less copper into aquatic and terrestrial environments when compared to amine copper preservative treated products.

GREENGUARD Children and Schools Certified*

This indicates the product has undergone rigorous testing and has met stringent standards for low VOC emissions.



MicroPro® protection against fungal decay, termite and borer attack.



IMPORTANT INFORMATION

- MicroPro® pressure treated timber has corrosion rates on metal products similar to CCA (chromated copper arsenate) pressure treated timber and untreated timber.

For interior or exterior applications, use fasteners and hardware that are in compliance with the manufacturer's recommendations and the building code for their intended use.

Where design and or actual conditions allow for constant, repetitive or long periods of wet conditions, only stainless steel fasteners should be used.

When using aluminium products in conjunction with MicroPro treated timber, refer to the MicroPro Fastener and Hardware Information Sheet for additional information.



- Do not burn preserved timber.
- Wear a dust mask and goggles when cutting or sanding timber.
- Wear gloves when working with timber.
- Some preservative may migrate from the treated timber into soil/ water or may dislodge from the treated timber surface upon contact with skin. Wash exposed skin areas thoroughly.
- All sawdust and construction debris should be cleaned up and disposed of after construction.
- Wash work clothes separately from other household clothing before re-use.
- Preserved timber should not be used where it may come into direct or indirect contact with drinking water, except for uses involving incidental contact such as fresh water docks and bridges.
- Do not use preserved timber under circumstances where the preservative may become a component of food, animal feed, or beehives.
- Do not use preserved timber as mulch.
- Only preserved timber that is visibly clean and free of surface residue should be used.
- If the timber is to be used in an interior application and becomes wet during construction, it should be allowed to dry before being covered or enclosed.
- Disposal Recommendations: Preserved timber may be disposed of in landfills or burned in commercial or industrial incinerators or boilers in accordance with federal, state, and local regulations.
- If you desire to apply a paint, stain, clear water repellent, or other finish to your preservative treated timber, we recommend following the manufacturer's instructions and label of the finishing product. Before you start, we recommend you apply the finishing product to a small exposed test area before finishing the entire project to insure it provides the intended result before proceeding.
- Mould growth can and does occur on the surface of many products, including untreated and treated timber, during prolonged surface exposure to excessive moisture conditions

To remove mould from the treated timber surface, timber should be allowed to dry. Typically, mild soap and water can be used to remove remaining surface mould.
- Projects should be designed approved and installed in accordance with federal, state and local regulation governing construction in your area.



MicroPro® and MicroShades® are registered trademarks of Koppers, Inc or its subsidiaries. MicroPro treated timber products are produced by independently owned and operated wood preserving facilities. © 2016 Koppers Performance Chemicals New Zealand.

* SCS is a registered mark of Scientific Certification Systems and UL GREENGUARD is a registered trademark UL LLC.



Koppers Performance Chemicals New Zealand

Telephone 0800 787 070

www.kopperspc.co.nz